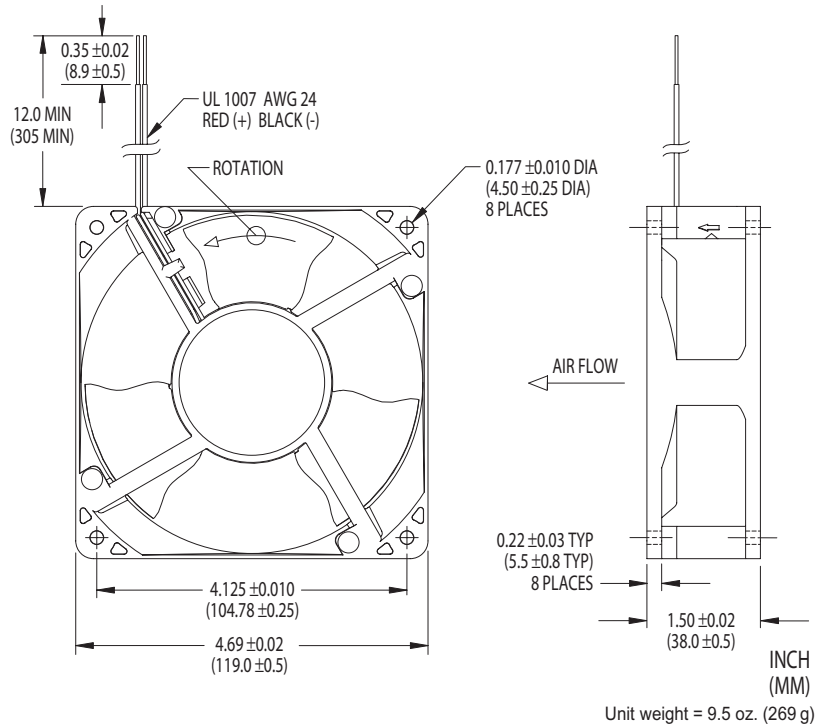


119x38mm



- ▶ 5V, 12V, 24V and 48V Models
- ▶ Polarity Protected
- ▶ Permanently Lubricated Ball Bearings
- ▶ Alarm/Tachometer/Thermal Speed Control/PWM Speed Control Options
- ▶ Sound-Absorbing Thermoplastic Frame and Impeller Rated V-0
- ▶ Color-Coded 11.8 in. (300 mm) Leads




TA450DC Series—Electrical and Mechanical Characteristics

Model	Air Flow (CFM)	Operating Voltage		Current (mA)	Power (W)	Sound Level			Fan Speed (rpm)	Bearing	Operating Temp.		L10 Life † (hours)
		Nom. (V)	Range (V)			Pressure (dBA)	NPEL (Bels)	Min. (°C)			Max. (°C)		
B32347	60	12	7.0-14	200	2.40	33.2	4.4	1,900	Ball	-10	+70	76,000	
B31787	60	24	12-28	100	2.40	33.2	4.4	1,900	Ball	-10	+70	76,000	
B34188	70	24	12-28	125	3.00	36.5	4.6	2,100	Ball	-10	+70	70,600	
B34270	80	5.0	4.5-5.5	650	3.25	40.7	5.2	2,450	Ball	-10	+70	65,600	
B31873	80	12	7.0-14	280	3.36	41.0	5.3	2,450	Ball	-10	+70	65,600	
B32837	80	24	12-28	170	4.08	40.7	5.0	2,450	Ball	-10	+70	65,600	
B33050	88	12	7.0-14	310	3.72	43.1	5.3	2,650	Ball	-10	+70	63,800	
B33393	88	24	12-28	180	4.32	43.1	5.3	2,650	Ball	-10	+70	63,800	
B32286	95	12	7.0-14	400	4.80	47.8	5.5	2,950	Ball	-10	+70	60,300	
B31276 ^Δ	104	12	7.0-14	440	5.28	51.9	6.6	3,080	Ball	-10	+70	58,900	
B31277 ^Δ	104	24	12-28	310	7.44	51.9	6.6	3,080	Ball	-10	+70	58,900	
B34258	108	5.0	4.5-5.5	1250	6.25	49.1	5.7	3,200	Ball	-10	+70	57,600	
B32861	108	48	28-56	140	6.72	48.5	5.6	3,200	Ball	-10	+70	57,600	
B31256	112	12	7.0-14	490	5.88	48.4	6.0	3,250	Ball	-10	+70	57,100	
B31257	112	24	12-28	280	6.72	48.4	6.0	3,250	Ball	-10	+70	57,100	
B34262	130	12	7.0-14	800	9.60	53.5	6.6	4,050	Ball	-10	+70	49,000	
B33534	130	24	12-28	450	10.8	53.5	6.6	4,050	Ball	-10	+70	49,000	
B34578	130	48	28-56	250	12.0	53.5	6.6	4,050	Ball	-10	+70	49,000	

Note: Air flow, current, power, speed and sound level ratings are at nominal voltage against zero static pressure. NPEL = Noise Power Emission Level. The first character of the model number designates the housing material and flange configuration (B = thermoplastic housing with open flange). TA450DC fans are also available as 'A' models (die-cast housing, open flange) and 'C' models (thermoplastic housing, closed flange). Die-cast metal versions weigh 21.2 oz. (600 g). Power termination, control and signal options are designated by two-digit suffixes added to the model names: For color-coded 12-inch power leads with stripped ends, add "-16" to the model numbers.

† L10 bearing life expectancy at $T_A = +40^\circ\text{C}$, nominal voltage. Failure criteria for life testing that establishes this figure include a 15% reduction in fan speed or a 5 dBA increase in sound pressure.

^Δ Air flow reversed: Air inlet is on the strut side of the fan.

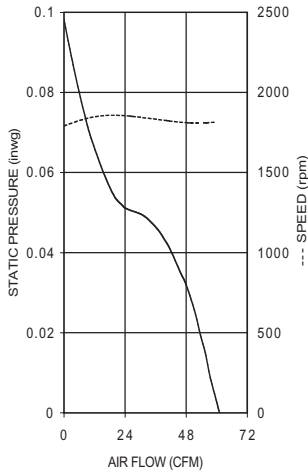


Nidec
Nidec America Corporation

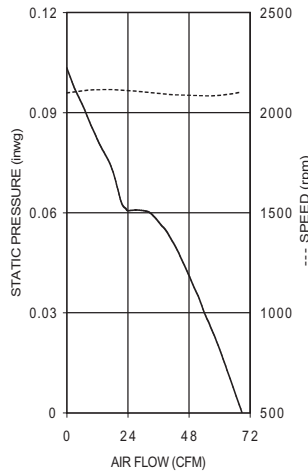
phone 781-848-0970 · email fans@nidecamerica.com · www.nidecamerica.com

119x38mm

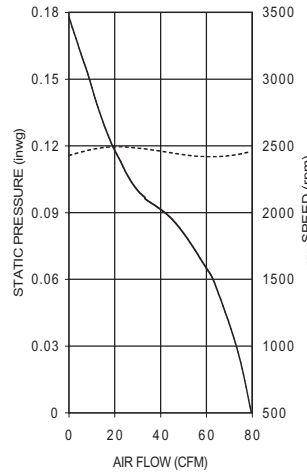
TA450DC Air Performance Characteristics



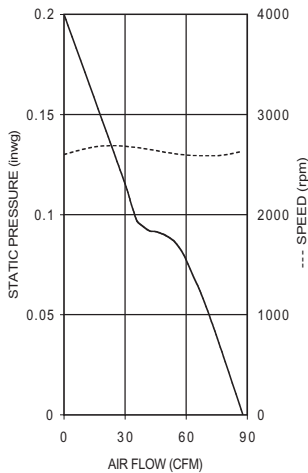
B32347/B31787



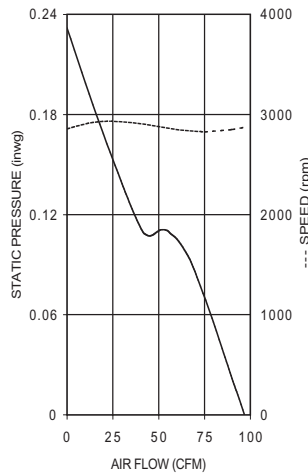
B34188



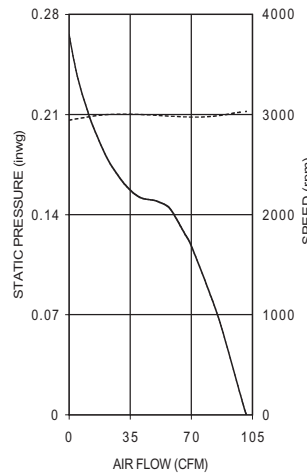
B34270/B32837/B31873



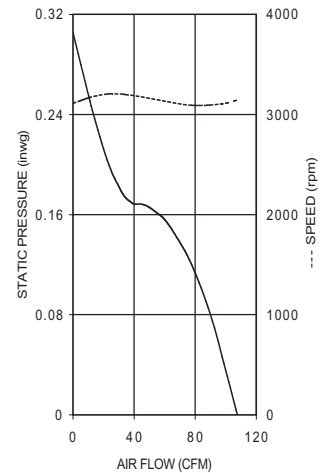
B33050/B33393



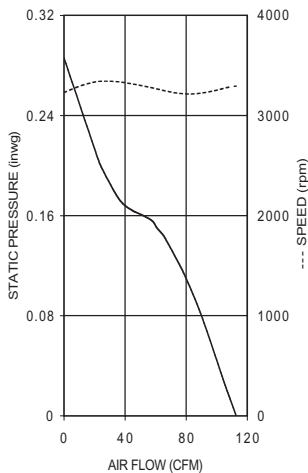
B32286



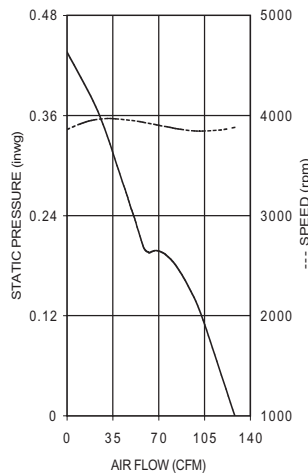
B31276/B31277



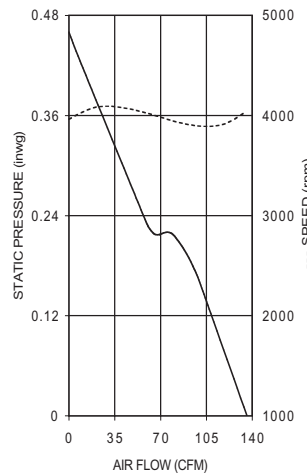
B34258/B32861



B31256/B31257



B34262



B33534/B34578

